

**AN98562****Interfacing i.MX6x to S29GL-S MirrorBit® Flash**

AN98562 highlights key i.MX6x processor / S29GL-S flash device features and outlines an example case illustrating the hardware and configuration consideration when interfacing an i.MX6x to the S29GL-S.

## **1 Overview and Background**

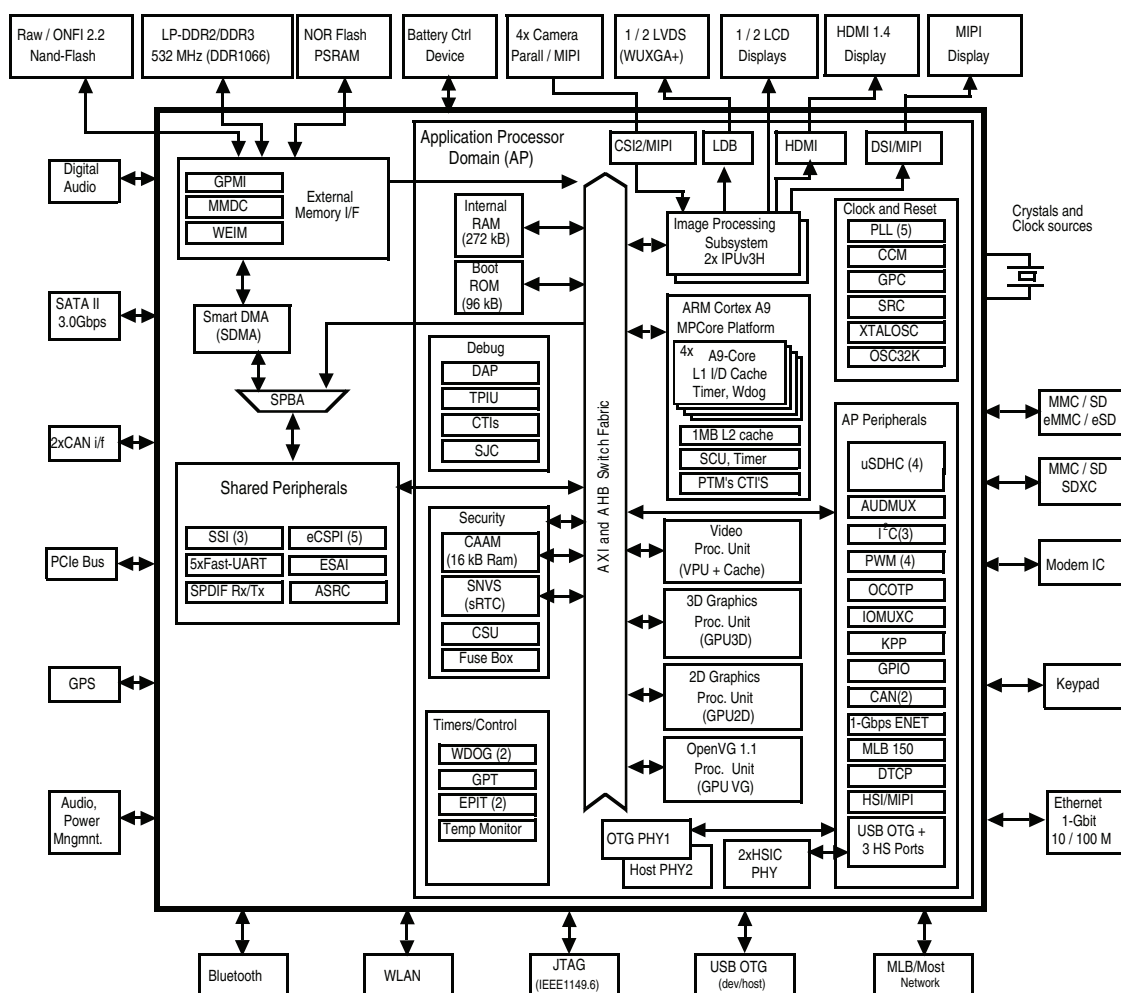
### **1.1 Introduction**

The initial discussion provides a very brief overview of the Freescale i.MX6x single, dual, and quad-core multimedia processor and the Cypress S29GL MirrorBit Eclipse™ flash family. These initial comments will be followed with additional information concerning the seamless interface between i.MX6x and the S29GL-S flash and a simple case study of the i.MX6 / S29GL-S read performance capabilities.

### **1.2 Freescale i.MX6x Multimedia Processor**

Freescale highlights the iMX family as a versatile platform for multimedia and display applications, which uses an ARM®-based processor offering both performance and integration to enable next-generation smart devices. The i.MX6x provides scalable multi-core platform solutions ranging from single, dual, and quad-core families based on the ARM Cortex™-A9. The i.MX6x feature set enables next-generation consumer, industrial, and automotive applications by combining the powerful processing capabilities of the ARM Cortex-A9 with enhanced 2D / 3D graphics, as well as high-definition video. The i.MX6x provides a new level of multimedia performance and is enabling the next generation user experience. [Figure 1](#) shows the i.MX6x high level block diagram. The i.MX6x external memory controller provides the ability to connect to a wide variety of memory devices. The external memory controller includes multi-mode DDR controller, Raw NAND flash controller, and the WEIM-PSRAM / NOR-flash interfaces.

Figure 1. i.MX6x Block Diagram



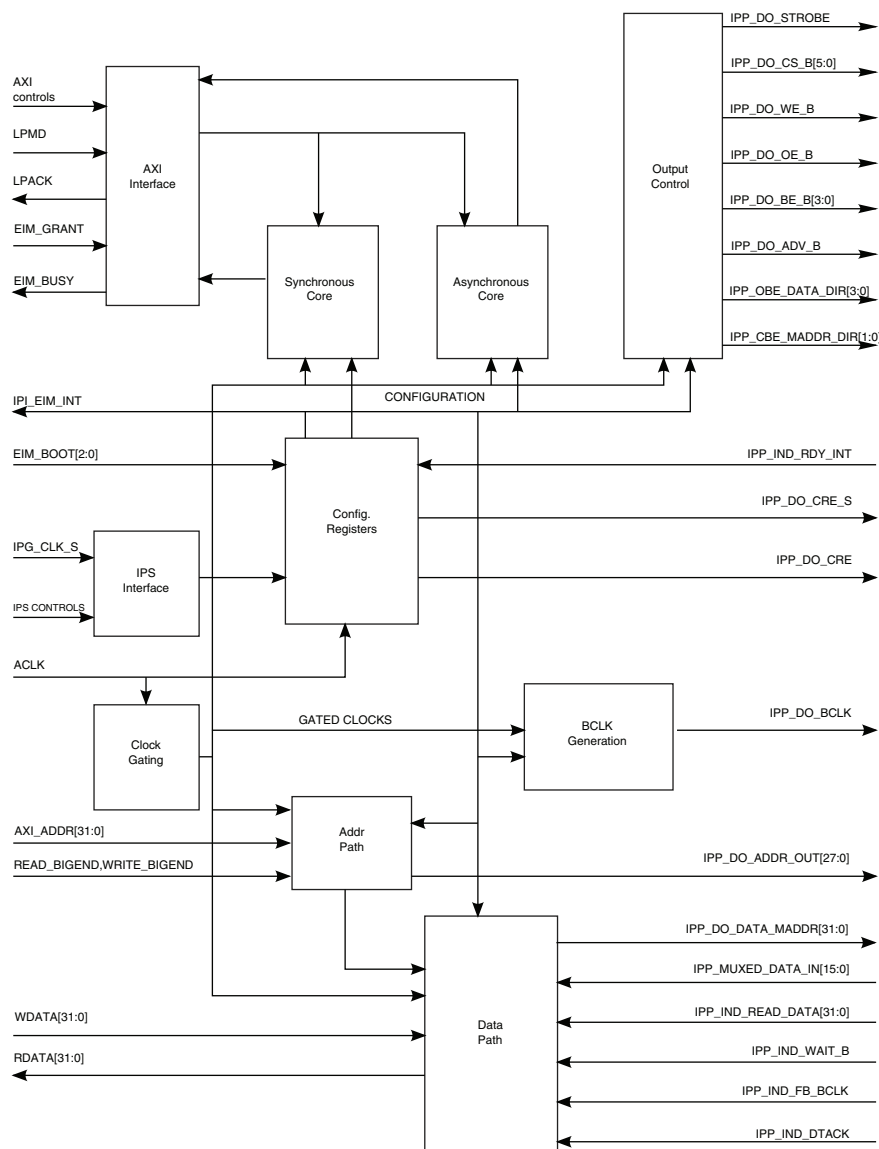
This application note focuses on the i.MX6x External Interface Module (EIM), which provides flexible asynchronous and synchronous access to a wide range of external peripherals such as SRAM and PSRAM NOR flash. The i.MX6x uses a similar EIM configuration as offered on the previous generation i.MX53. Note the i.MX6x system bus is faster (2x 64-bit at 532 MHz) compared to the i.MX53, which uses a 64-bit at 200 MHz. It should be noted the EIM and the NAND flash controller share data bus pins in order to reduce the total number of EXTMC I/O.

### 1.3 External Interface Module Features

- Up to six chip selects for external devices
- Programmable Data Port Size (x8, x16, and x32)
- Programmable Wait-State Generator: read and write accesses
- Configurable Chip Select 0 base address
- 28-bit address bus: 256 Mbyte (2 Gigabit)
- Access Modes: asynchronous, page, burst, multiplexed /non-multiplexed
- Page size options: 2, 4, 8, 16, or 32 words
- EIM Main Clock: maximum frequency 133 MHz
- Supports Boot from external device using CS0

A high level block diagram for the i.MX6x EIM is shown in [Figure 2](#).

Figure 2. i.MX6x EIM Block Diagram



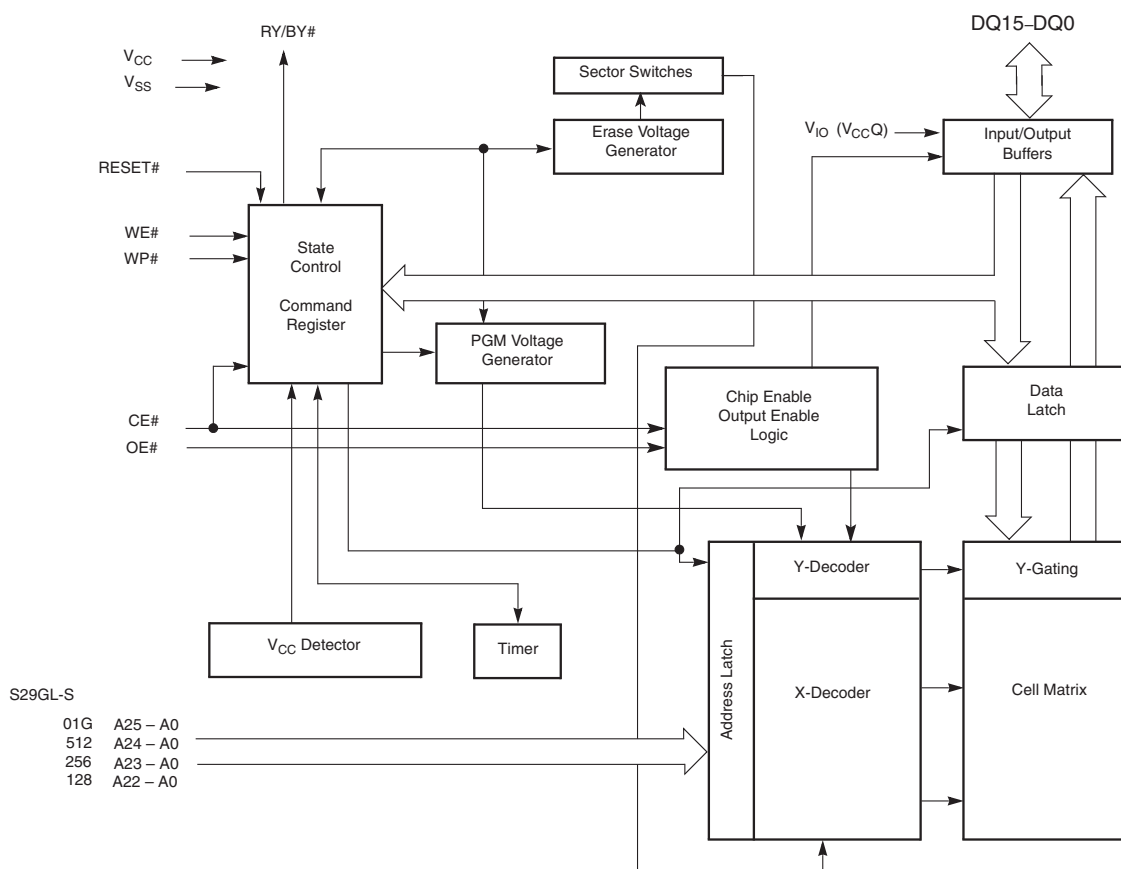
## 1.4 Cypress S29GL MirrorBit NOR Flash Family

The Cypress S29GL MirrorBit flash family is the industry's leading price-performance NOR flash memory technology for embedded applications. The S29GL MirrorBit technology enables designers to create innovative, state of the art, cost-effective solutions. This product family offers densities from 32 Mb (4 MB) to 2 Gb (256 MB), supporting 3.3V or 1.8V interface voltages, long term reliable data integrity, high performance Page Read / Write Buffer programming, and long term product support. The S29GL also features a universal package footprint across device densities for both BGA and TSOP packages. These features can be leveraged to use varying flash densities across a customer's product line to minimize NRE development cost and time-to-market.

The latest S29GL-S family integrates Cypress's MirrorBit Eclipse architecture. The Eclipse architecture enables high bandwidth programming up to 1.5 MB/s. This programming BW is more than 10x faster compared to the previous generation. The S29GL-S MirrorBit Eclipse also further enhances the Page Read access times, enabling read BW up to 96 MB/s. These features along with sustaining expected NOR reliability and continuing cost reductions trends make these devices ideal for today's embedded applications solutions requiring state of the art read / program performance.

Figure 3 shows a typical block diagram for an S29GL Asynchronous / Page MirrorBit flash.

Figure 3. S29GL Asynchronous / Page Mode Block Diagram



## 2 i.MX6x and S29GL Interface Considerations

This section considers the interface requirements for an i.MX6x and S29GL128S. Reference the i.MX6x and S29GL technical documentation to determine the best interface/setup options for specific application requirements.


### 2.1 Hardware Interface

As stated earlier, the i.MX6x offers non-multiplexed and multiplex options to support asynchronous and page read accesses to external peripherals. This section highlights options for interfacing the i.MX6x and S29GL128S to support asynchronous and page read accesses.

### 2.1.1 High Level i.MX6x / S29GL-S Interface

Figure 4 shows the signal interface from the i.MX6x to an S29GL-S NOR flash.

Figure 4. Interface Diagram for i.MX6x to S29GL-S



**Notes:**

1. CS0 required for boot.
2. RESET should be connected to same system reset driving the i.MX6x.

### 2.1.2 Interface Diagram for i.MX6x to S29GL-S

The i.MX6x EMI I/O interface power supply should be set up according to external memory requirements. Reference the i.MX6x data sheet for additional details.

## 2.2 i.MX6x / S29GL-S Read Performance Considerations

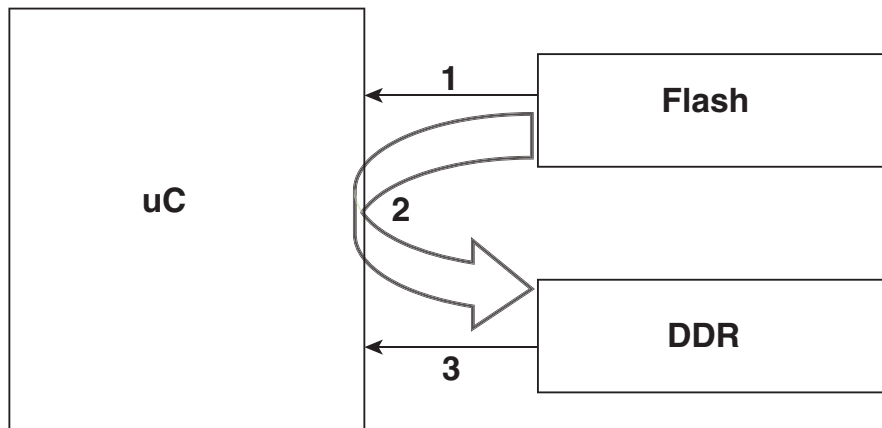
Embedded applications require fast read performance to enable high speed data transfers from flash to support fast start-up requirements or transfers of data from NVM to DRAM. The following highlights a case study of the read performance that can be obtained when interfacing the i.MX6 to a S29GL-S flash.

### 3 Example: i.M6 EIM / S29GL-S Functionality

After the power is turned on a system can:

1. Start execution from S29GL-S / Initialize the i.MX6x
2. Copies the flash code to main memory (DDRx)
3. i.MX6 initiates execution from DDR

Figure 5. Example Boot-Up Process



#### 3.1 i.MX6x and S29GL-S Access Highlights

- i.MX6x provides a seamless non-multiplexed address data bus interface to the S29GL-S flash
- i.MX6x and S29GL-S support asynchronous or page mode read access capability

The cache line size should match the flash page size.

#### 3.2 i.MX6x Read Access

- Asynchronous Access: single word
- Read Page Access: 2, 4, 8, 16, or 32 words
- EIM Main Clock: default frequency 133 MHz
- Flexible read and write access timing

#### 3.3 i.MX6 Clocking

- EIM (NOR flash memory controller) clock is 133 MHz by default
  - Clock adjustable for individual memory timing requirements
- Two examples clock setting to access S29GL-S:
  - Configuration 1: Optimal Read Performance / Reduced Timing Margins
    - EMI clock frequency: 120 MHz (8.3 ns per clock tick)
    - EMI settings for  $t_{ACC}$ : 91.7 ns (11 clock ticks of 8.3 ns)
    - EMI settings for  $t_{PACC}$ : 16.7 ns (2 clock ticks of 8.3 ns)
  - Configuration 2: Good Read Performance / Improved Timing Margins
    - EMI clock frequency: 133 MHz (7.5 ns per clock tick)
    - EMI settings for  $t_{ACC}$ : 97.5 ns (13 clock ticks of 7.5 ns)
    - EMI settings for  $t_{PACC}$ : 22.5 ns (3 clock ticks of 7.5 ns)

Note that these register settings are not guaranteed by Cypress.

Figure 6. i.MX6 Configuration Register Settings

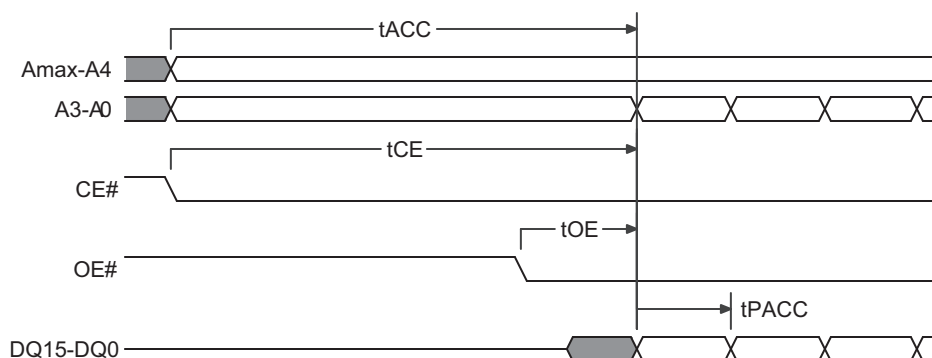
Register Name	Configuration 1	Configuration 2
EIM_CS0GCR1	0x10020281	0x10020281
EIM_CS0GCR2	0x00000001	0x00000001
EIM_CS0RCR1	0x0b020000	0x0d020000
EIM_CS0RCR2	0x00008000	0x00009000

### 3.4 S29GL-S Read Access

- Initial Access:  $t_{IACC}$  options from 90 ns to 120 ns page
- Read Access
- Page Size: 16 words and  $t_{PACC}$  options from 15 ns to 30 ns

Figure 7 and Table 1 illustrate the general S29GL128S with 90 ns initial access and 15 ns page read access characteristics.

Figure 7. S29GL-S Asynchronous / Page Read Access



**Note:**

1. Word Configuration: Toggle A0, A1, A2, and A3.

Table 1. S29GL128S90 Access Characteristics

Parameter Description	Value
Asynchronous Access: ( $t_{IACC}$ )	90 ns
Page Access ( $t_{PACC}$ )	15 ns
Read Page Size	16 words (32 bytes)

### 3.5 Read Access Algorithms / Performance Results

- Access algorithms options: optimize flash data transfer to DRAM
  - Simple load/store instructions: non-optimal performance
  - Mallocpy() OS / DMA routines: provides better performance
  - Cached access typical provides better performance than uncached
  - Data Cache benefits read-only situations: i.e. boot loaders and other read only requirements

Table 2. Performance Results: i.MX6 / S29GL-S SABRE Solo Platform

Software Algorithm	Configuration 1	Configuration 2
memcpy() cached	80.4 MB/s	65.5 MB/s
memcpy() uncached	59.9 MB/s	53.1 MB/s
DMA with Polling	36.6 MB/s	33.0 MB/s
DMA with Interrupts	35.9 MB/s	32.0 MB/s

Key take away: Malloc() outperforms DMA.

## 4 Conclusion

This document highlights key i.MX6x and S29GL-S device features and outlines an example case illustrating the hardware and configuration consideration when interfacing these devices in your next design. The examples show cases how both Freescale's and Cypress's product optimizations enable embedded system solutions supporting faster read and programming capabilities. Freescale's new i.MX6x and Cypress's latest S29GL-S flash continue to enable state of the art embedded design innovations and solutions.

## 5 Support

Freescale and Cypress each offer extensive support for their product portfolios.

Freescale offers i.MX6x product documentation and product reference designs that provide a functional hardware platform and software solution for engineers to develop with the i.MX6x processor family.

[http://www.freescale.com/webapp/sps/site/overview.jsp?code=IMX6X\\_SERIES](http://www.freescale.com/webapp/sps/site/overview.jsp?code=IMX6X_SERIES)

Cypress has substantial development collateral including data sheets, application notes, software drivers, simulation models, hardware development tools, and other support items. They can be found at:

<http://www.spansion.com/Support/Pages/Support.aspx>

An example software tool offering is the Cypress FFS™. The Cypress Flash File System enables faster read and write system performance for Cypress flash memory. This is another case of how Cypress is providing solutions to our customers to optimize system performance. By using Cypress FFS, software engineers can extract the full value of Cypress NOR flash memory and tune products to offer a better user experience and ensure very high levels of performance and reliability.



## Document History Page

Document Title: AN98562 - Interfacing i.MX6x to S29GL-S MirrorBit® Flash  
Document Number: 001-98562

Rev.	ECN No.	Orig. of Change	Submission Date	Description of Change
**	—	—	07/09/2013	Initial version
*A	4960644	MSWI	10/13/2015	Updated in Cypress template

## Worldwide Sales and Design Support

### Worldwide Sales and Design Support

Cypress maintains a worldwide network of offices, solution centers, manufacturers' representatives, and distributors. To find the office closest to you, visit us at [Cypress Locations](#).

#### Products

Automotive ..... [cypress.com/go/automotive](http://cypress.com/go/automotive)  
Clocks & Buffers ..... [cypress.com/go/clocks](http://cypress.com/go/clocks)  
Interface ..... [cypress.com/go/interface](http://cypress.com/go/interface)  
Lighting & Power Control ..... [cypress.com/go/powerpsoc](http://cypress.com/go/powerpsoc)  
Memory ..... [cypress.com/go/memory](http://cypress.com/go/memory)  
PSoC ..... [cypress.com/go/psoc](http://cypress.com/go/psoc)  
Touch Sensing ..... [cypress.com/go/touch](http://cypress.com/go/touch)  
USB Controllers ..... [cypress.com/go/USB](http://cypress.com/go/USB)  
Wireless/Rf ..... [cypress.com/go/wireless](http://cypress.com/go/wireless)

#### PSoC® Solutions

[psoc.cypress.com/solutions](http://psoc.cypress.com/solutions)  
PSoC 1 | PSoC 3 | PSoC 4 | PSoC 5LP

#### Cypress Developer Community

[Community](#) | [Forums](#) | [Blogs](#) | [Video](#) | [Training](#)

#### Technical Support

[cypress.com/go/support](http://cypress.com/go/support)

MirrorBit®, MirrorBit® Eclipse™, ORNAND™, EcoRAM™ and combinations thereof, are trademarks and registered trademarks of Cypress Semiconductor Corp. All other trademarks or registered trademarks referenced herein are the property of their respective owners.



**Cypress Semiconductor**  
198 Champion Court  
San Jose, CA 95134-1709

**Phone:** 408-943-2600  
**Fax:** 408-943-4730  
**Website:** [www.cypress.com](http://www.cypress.com)

© Cypress Semiconductor Corporation, 2013-2015. The information contained herein is subject to change without notice. Cypress Semiconductor Corporation assumes no responsibility for the use of any circuitry other than circuitry embodied in a Cypress product. Nor does it convey or imply any license under patent or other rights. Cypress products are not warranted nor intended to be used for medical, life support, life saving, critical control or safety applications, unless pursuant to an express written agreement with Cypress. Furthermore, Cypress does not authorize its products for use as critical components in life-support systems where a malfunction or failure may reasonably be expected to result in significant injury to the user. The inclusion of Cypress products in life-support systems application implies that the manufacturer assumes all risk of such use and in doing so indemnifies Cypress against all charges.

This Source Code (software and/or firmware) is owned by Cypress Semiconductor Corporation (Cypress) and is protected by and subject to worldwide patent protection (United States and foreign), United States copyright laws and international treaty provisions. Cypress hereby grants to licensee a personal, non-exclusive, non-transferable license to copy, use, modify, create derivative works of, and compile the Cypress Source Code and derivative works for the sole purpose of creating custom software and or firmware in support of licensee product to be used only in conjunction with a Cypress integrated circuit as specified in the applicable agreement. Any reproduction, modification, translation, compilation, or representation of this Source Code except as specified above is prohibited without the express written permission of Cypress.

Disclaimer: CYPRESS MAKES NO WARRANTY OF ANY KIND, EXPRESS OR IMPLIED, WITH REGARD TO THIS MATERIAL, INCLUDING, BUT NOT LIMITED TO, THE IMPLIED WARRANTIES OF MERCHANTABILITY AND FITNESS FOR A PARTICULAR PURPOSE. Cypress reserves the right to make changes without further notice to the materials described herein. Cypress does not assume any liability arising out of the application or use of any product or circuit described herein. Cypress does not authorize its products for use as critical components in life-support systems where a malfunction or failure may reasonably be expected to result in significant injury to the user. The inclusion of Cypress' product in a life-support systems application implies that the manufacturer assumes all risk of such use and in doing so indemnifies Cypress against all charges.

Use may be limited by and subject to the applicable Cypress software license agreement.