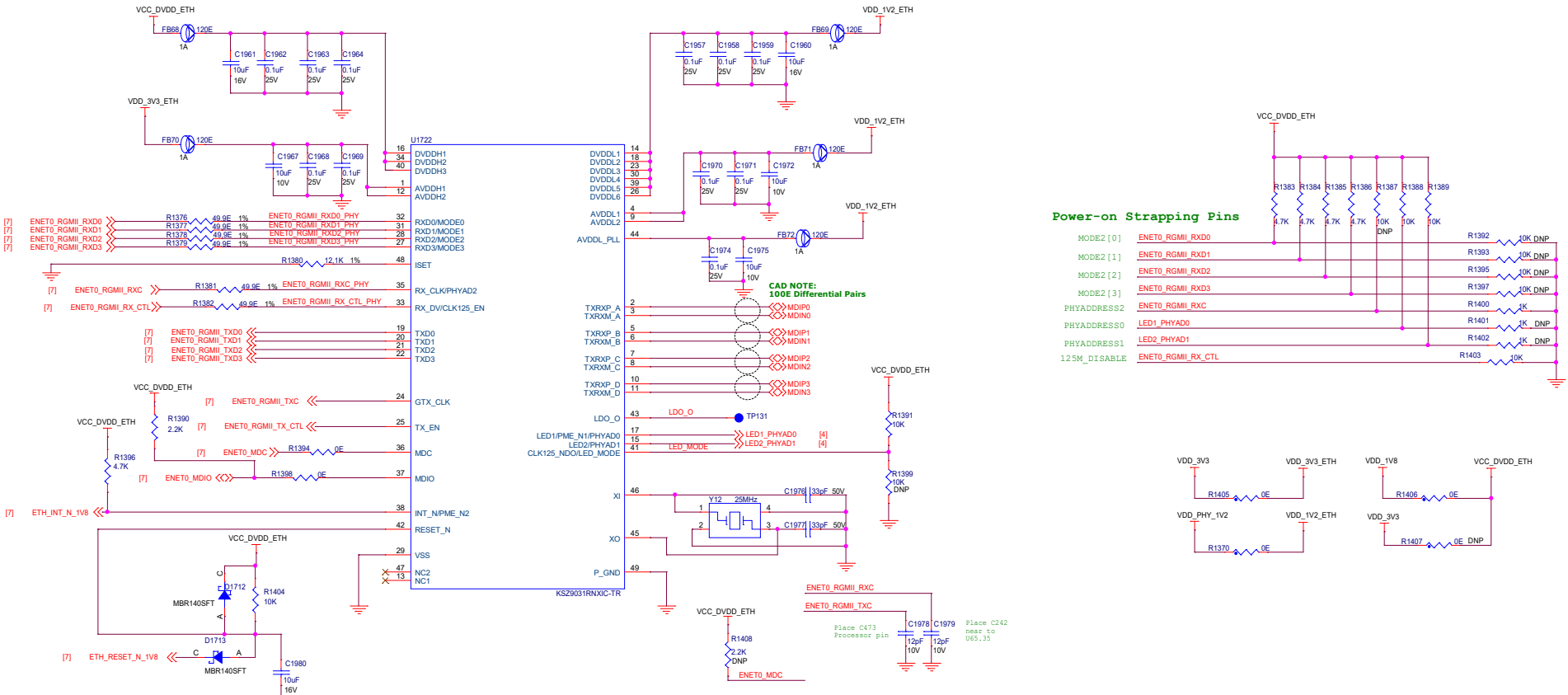
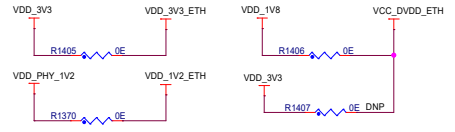
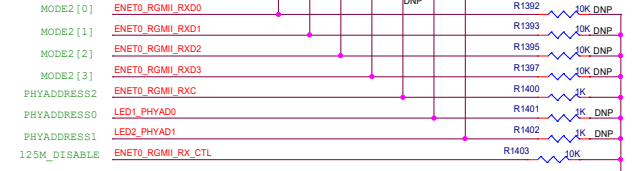


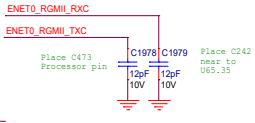
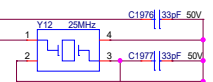
ETHERNET SECTION



Power-on Strapping Pins



CAD NOTE:
100E Differential Pairs



```

MODE2 [3:0]
(Default assemble: 1111)
0100 NAND tree mode
0111 Chip power-down mode
1100 RGMII mode - Advertise 1000BASE-T full-duplex only
1101 RGMII mode - Advertise 1000BASE-T full- and halfduplex only
1110 RGMII mode - Advertise all capabilities (10/100/1000 speed half-/full-duplex),
      except 1000BASE-T halfduplex
1111 RGMII mode - Advertise all capabilities (10/100/1000 speed half-/full-duplex)

Others Reserved
    
```