


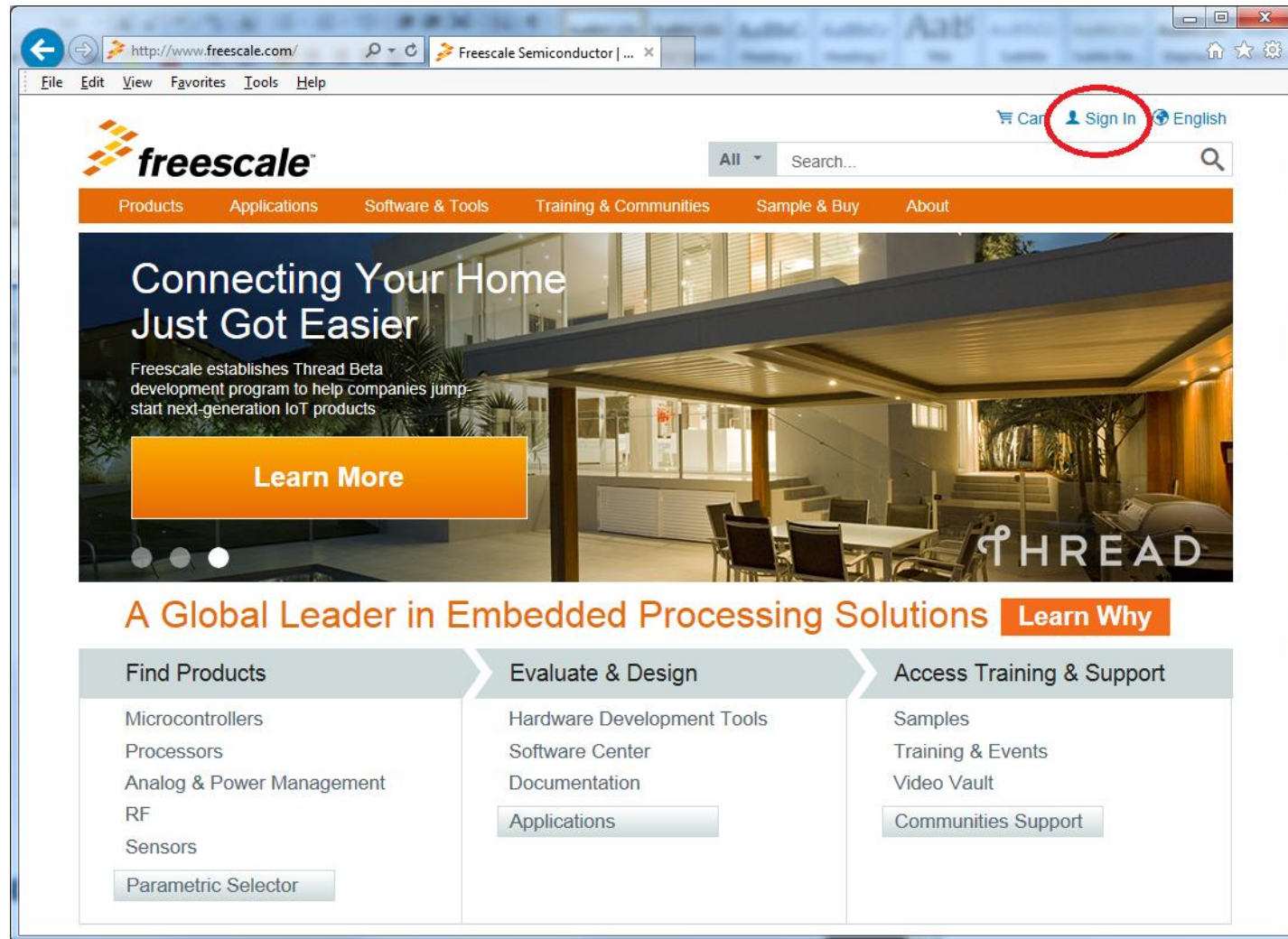


How to register and retrieve CodeWarrior suite licenses

FreescalTM TICS
January 2015



1. Click on “Sign In” in Freescale webpage



2. Enter email address and password. If you don't have Freescale account, "Register Now"!

The screenshot shows the Freescale website's 'Sign In or Register' page. The browser address bar displays 'https://www.freescale.com/s'. The page features a navigation bar with links to Products, Applications, Software & Tools, Training & Communities, Sample & Buy, and About. A search bar is located in the top right. The main content area is titled 'Sign In or Register' and is divided into two sections: 'Existing Members' and 'New Members'. The 'Existing Members' section includes fields for 'Enter Email Address' (with the example 'customer@customer.com') and 'Enter Password' (masked with dots), a 'Remember me on this computer' checkbox, and a 'Log in' button. The 'New Members' section includes a 'Not registered with Freescale? Enter Email Address' field and a 'Register Now' button. A red box highlights both the 'Existing Members' login section and the 'New Members' registration section. Below the registration section, there is a note: '* Please use your work email address when possible to ensure priority handling and response'. To the right of the registration section, there is a 'Why register?' section with a list of benefits, a 'Why click 'Remember me'?' section, and a 'Trouble logging in?' section. At the bottom of the page, there are links to various resources and a footer with copyright information.

Existing Members
Enter Email Address
customer@customer.com
Enter Password
Log in
☒ Remember me on this computer
Forgot your password?
Access Agreement

New Members
Not registered with Freescale?
Enter Email Address
Register Now

* Please use your work email address when possible to ensure priority handling and response

Why register?
Get easy access to all your embedded design needs when you register on Freescale.com:
■ Download software and tools
■ Order product samples
■ Get technical help
■ Access on-demand training and register for live courses
■ Receive weekly Design News to stay up-to-date—particularly with errata and new documentation
■ Track your browsing history for easy access to previously viewed items
■ See your personalized recommendations to help you find what you need

Why click 'Remember me'?
Selecting 'Remember me on this computer' means that every time you visit the site, your history will be recorded regardless of whether you are logged in or not.

Trouble logging in?

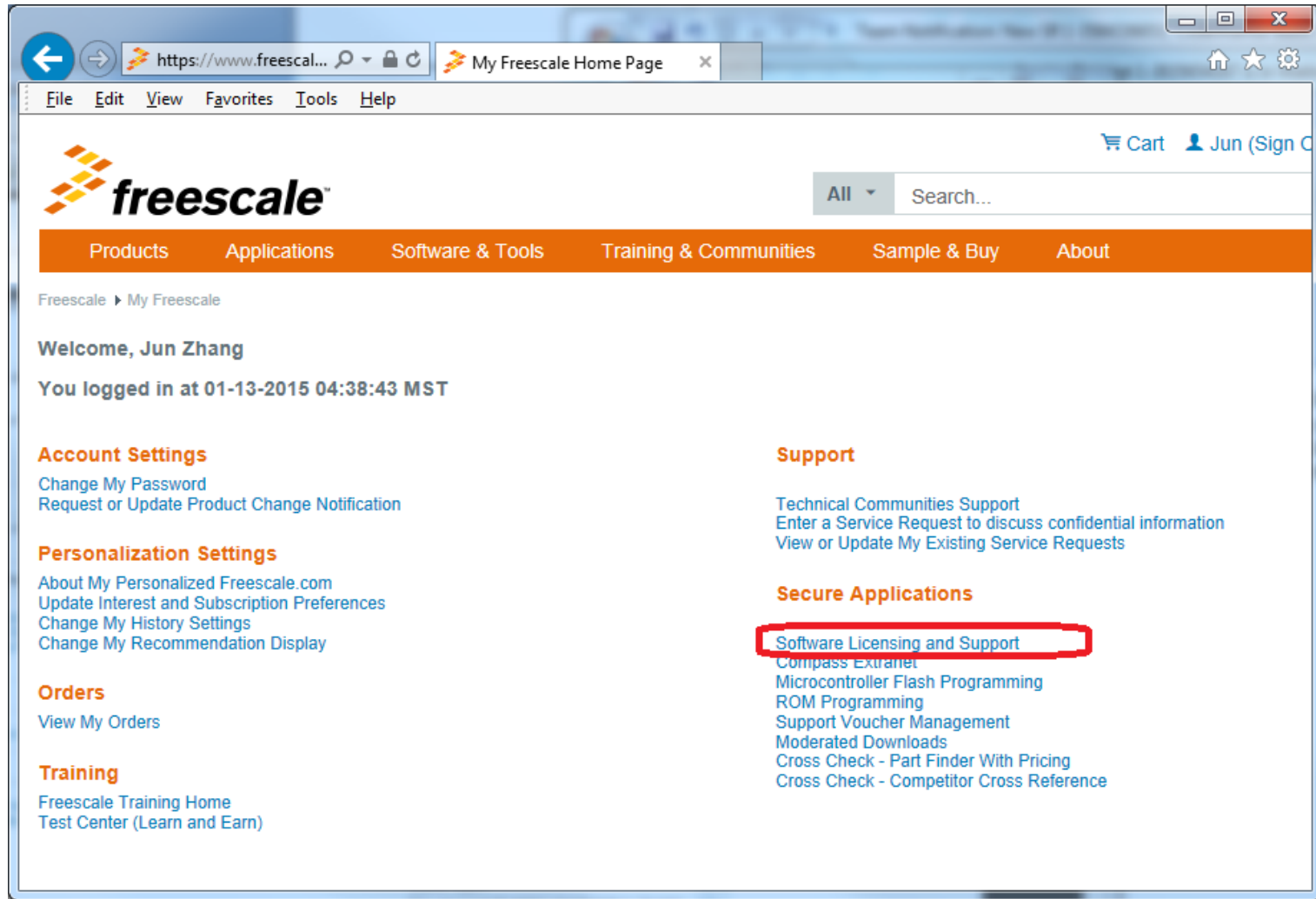
If this is your first login, you will be required to review and agree to the Access Agreement before access is granted. By clicking "Register Now" you signify your ACCEPTANCE OF THE TERMS contained in the Access Agreement.

Freescale employees should log in using their core ID and oneIT password.

Freescale Worldwide | Media | Investors | Partners | University Programs | Events | Careers
Terms of Use | Privacy | Cookies | Terms of Sale | Newsletter | Contact Us | Mobile Apps | Mobile Site
Social @Freescale | Blogs | Follow Us

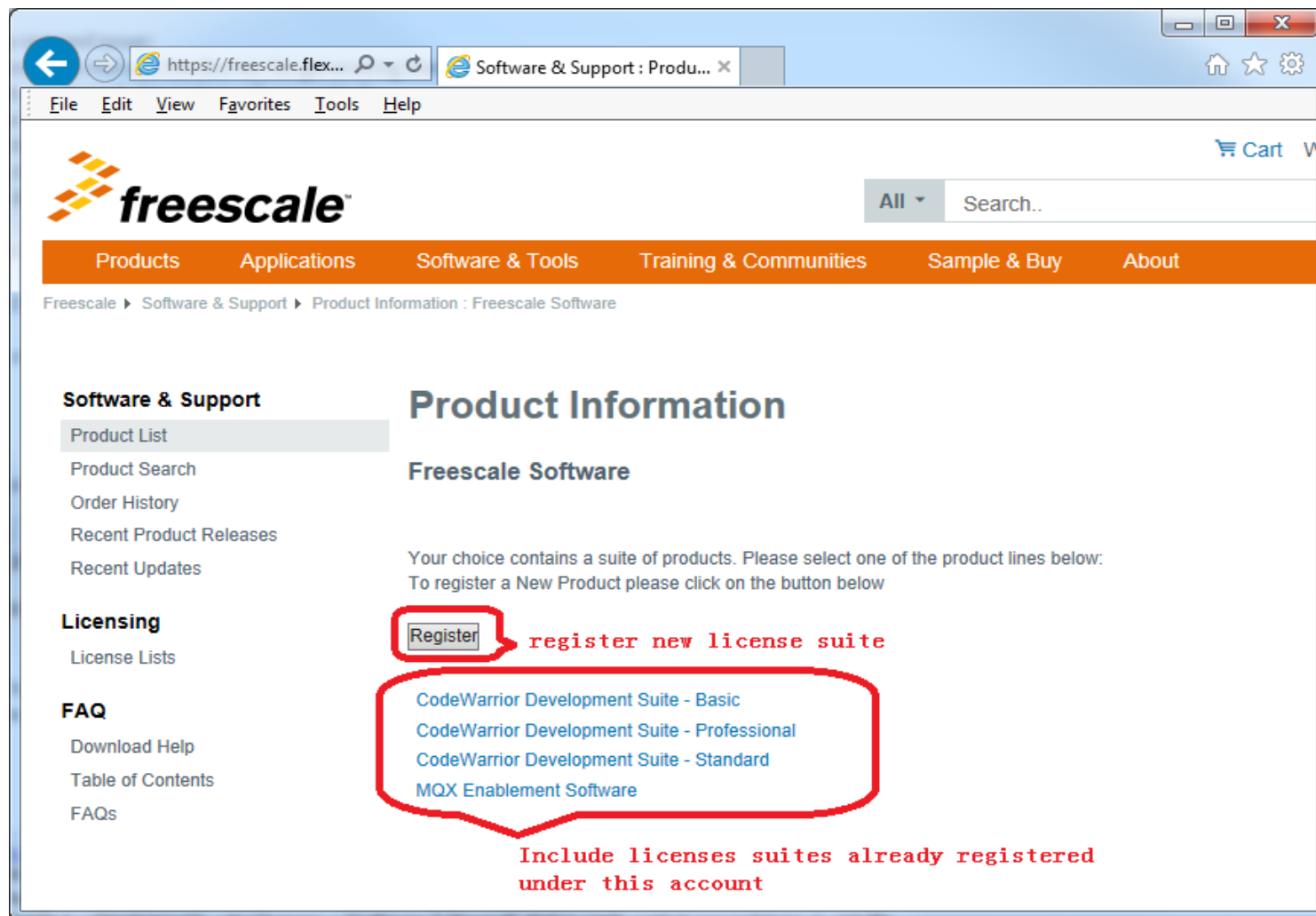
© 2004-2015 Freescale Semiconductor, Inc. All rights reserved.

3. Click “Software Licensing and Support ”



4. Your personal license account main page.

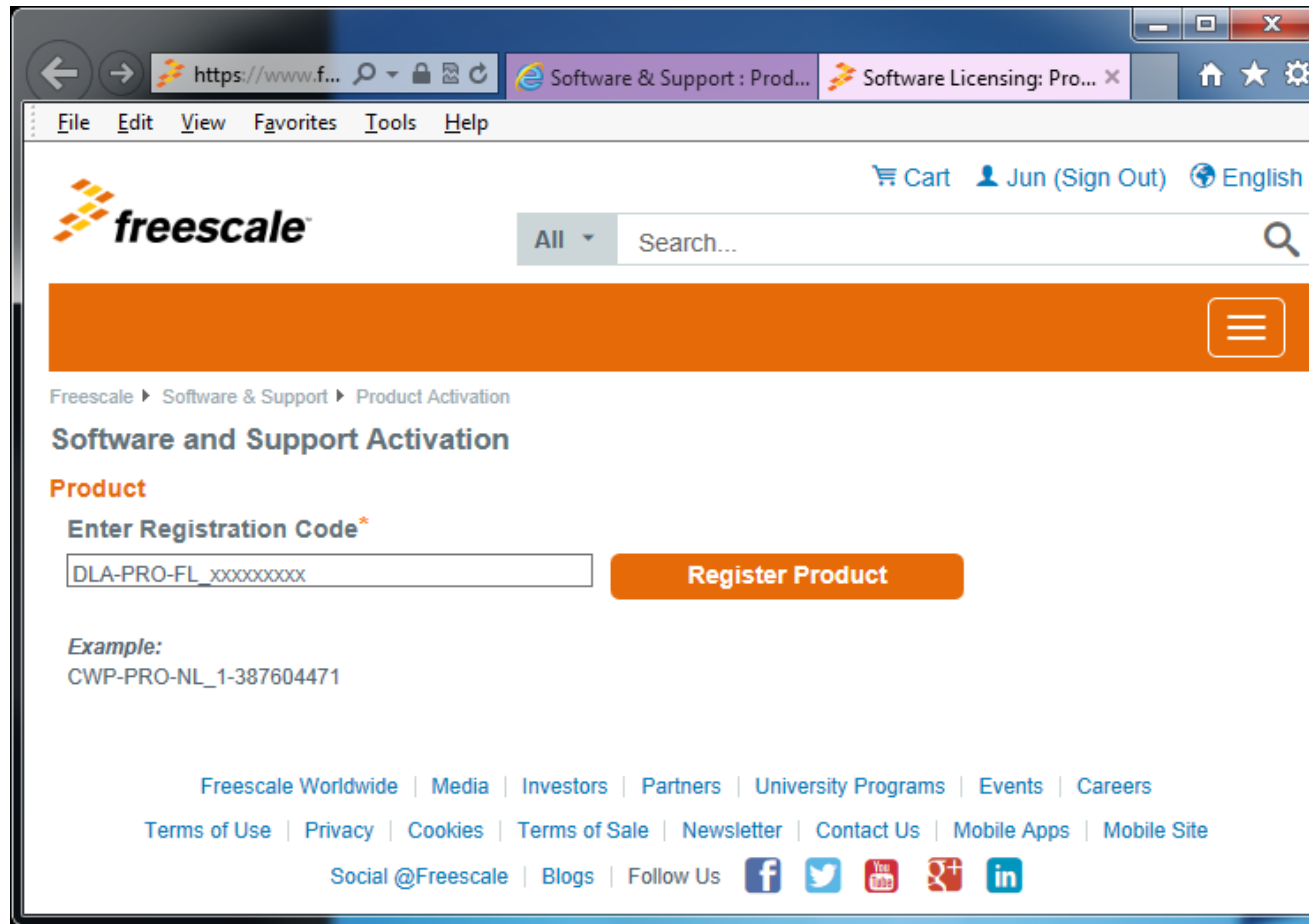
Click on “Register” button to register a new CodeWarrior suite



5. Enter Registration code, Click on “Register Product” button

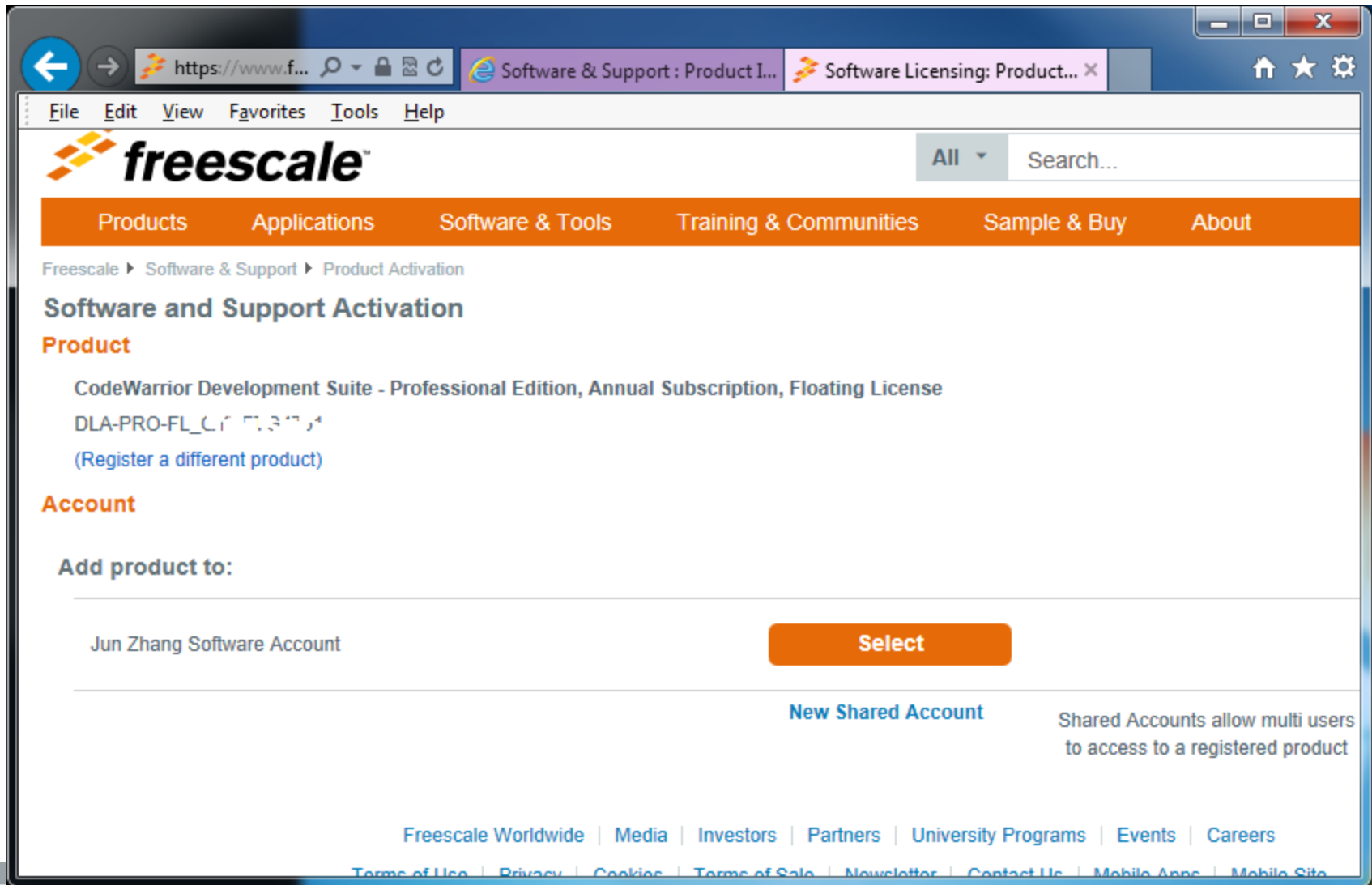
If you already log in, you can also enter this page with this url directly:

<https://www.freescale.com/webapp/swlicensing/activateEntitleHome.sp>

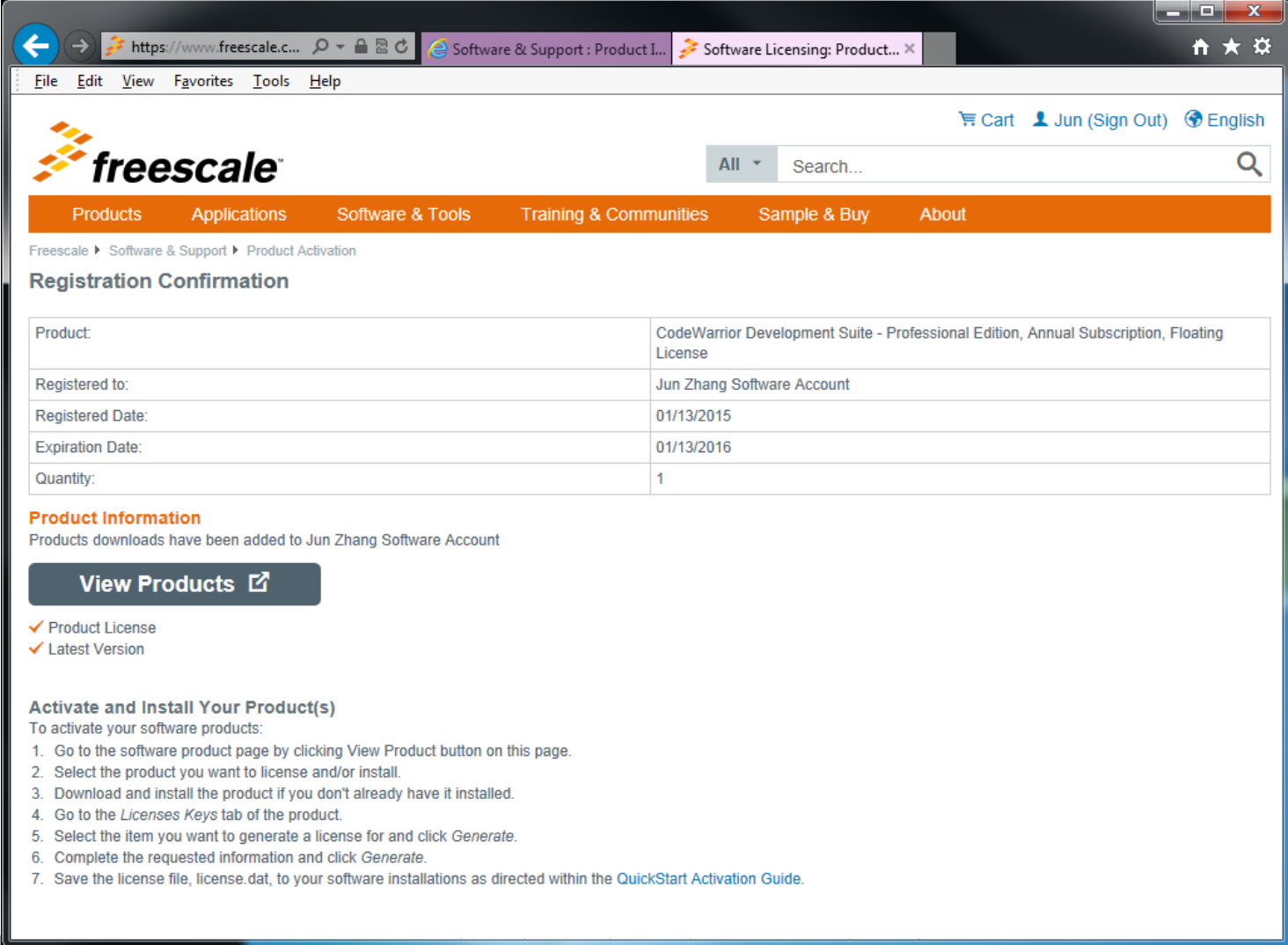


The screenshot displays the Freescale Software and Support Activation page. At the top, there is a navigation bar with the Freescale logo, a search bar, and links for 'Cart', 'Jun (Sign Out)', and 'English'. Below the navigation bar, the page title is 'Software and Support Activation'. Under the 'Product' section, there is a form labeled 'Enter Registration Code*' with a text input field containing 'DLA-PRO-FL_XXXXXXXX' and an orange 'Register Product' button. Below the input field, an example code is provided: 'Example: CWP-PRO-NL_1-387604471'. The footer contains various links such as 'Freescale Worldwide', 'Media', 'Investors', 'Partners', 'University Programs', 'Events', 'Careers', 'Terms of Use', 'Privacy', 'Cookies', 'Terms of Sale', 'Newsletter', 'Contact Us', 'Mobile Apps', and 'Mobile Site'. Social media icons for Facebook, Twitter, YouTube, and LinkedIn are also present.

6. The license was added to your account, click on “Select”



7. Registration Confirmation page. Click on “View Products”



freescaler[™]

Products Applications Software & Tools Training & Communities Sample & Buy About

Freescaler ▶ Software & Support ▶ Product Activation

Registration Confirmation

Product:	CodeWarrior Development Suite - Professional Edition, Annual Subscription, Floating License
Registered to:	Jun Zhang Software Account
Registered Date:	01/13/2015
Expiration Date:	01/13/2016
Quantity:	1

Product Information
Products downloads have been added to Jun Zhang Software Account

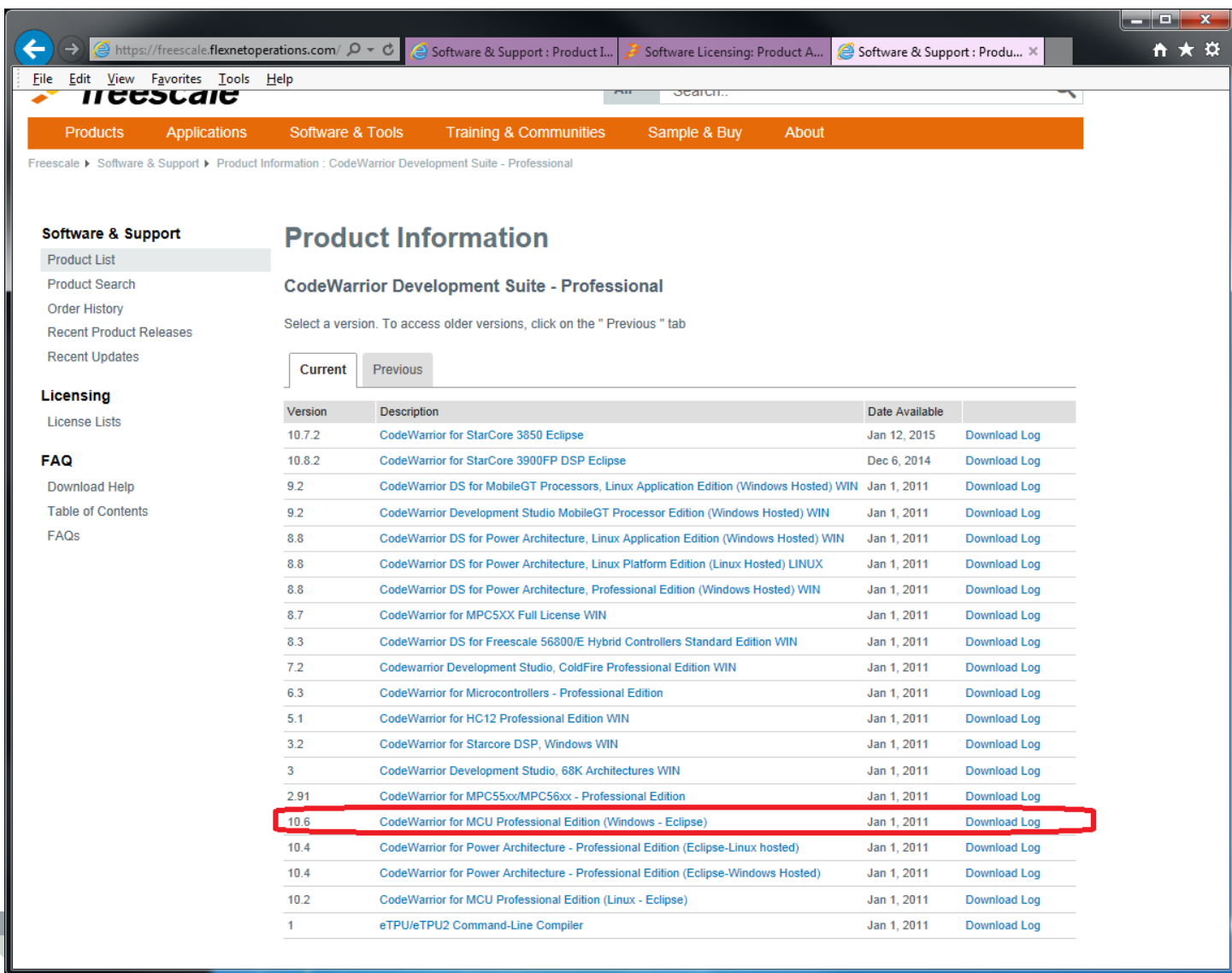
View Products ↗

- ✓ Product License
- ✓ Latest Version

Activate and Install Your Product(s)
To activate your software products:

1. Go to the software product page by clicking View Product button on this page.
2. Select the product you want to license and/or install.
3. Download and install the product if you don't already have it installed.
4. Go to the *Licenses Keys* tab of the product.
5. Select the item you want to generate a license for and click *Generate*.
6. Complete the requested information and click *Generate*.
7. Save the license file, license.dat, to your software installations as directed within the [QuickStart Activation Guide](#).

8. Choose the license you want to install



The screenshot shows the Freescale Software & Support website. The main navigation bar includes links for Products, Applications, Software & Tools, Training & Communities, Sample & Buy, and About. The breadcrumb trail indicates the current location: Freescale > Software & Support > Product Information: CodeWarrior Development Suite - Professional.

Software & Support

- Product List
- Product Search
- Order History
- Recent Product Releases
- Recent Updates

Licensing

- License Lists

FAQ

- Download Help
- Table of Contents
- FAQs

Product Information

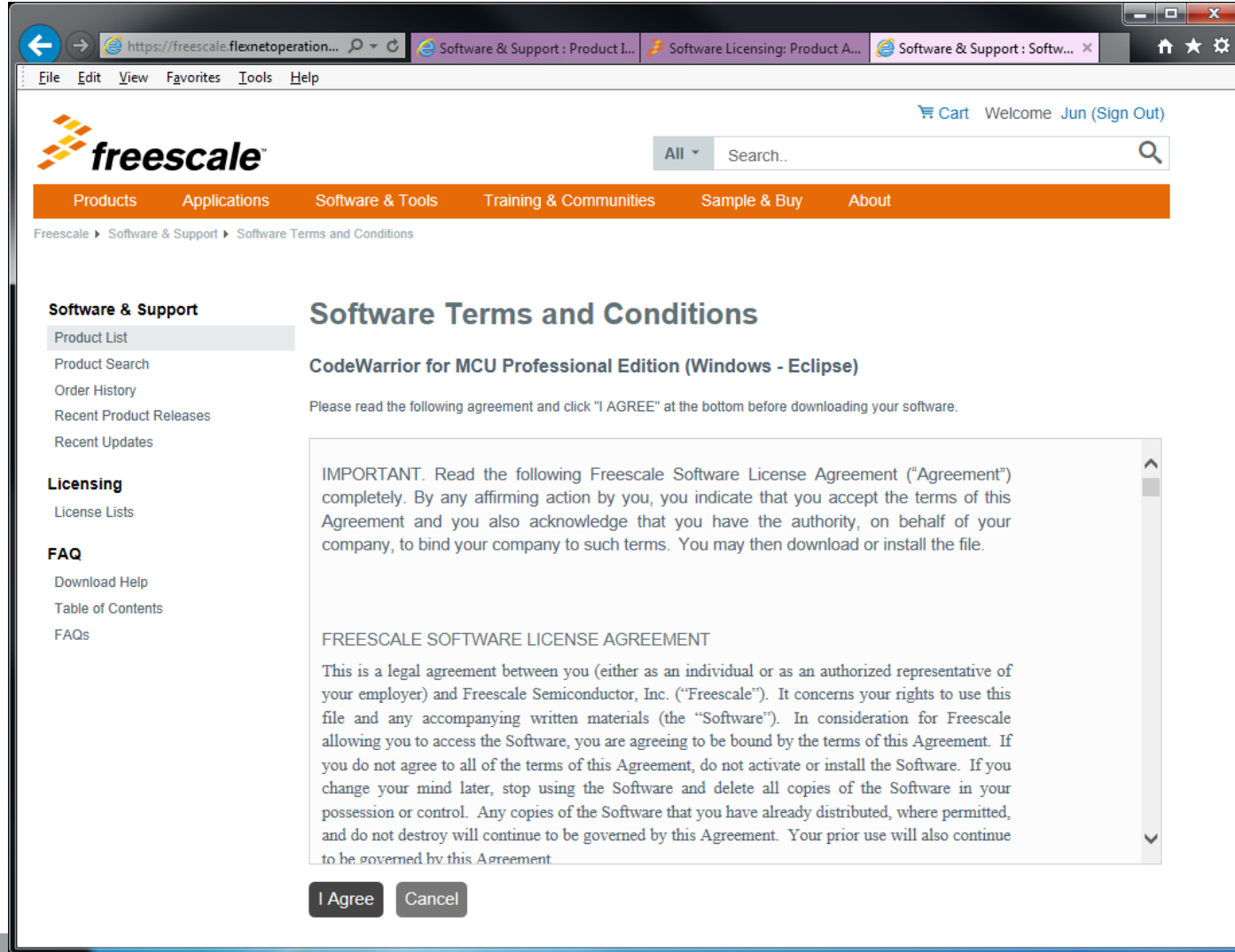
CodeWarrior Development Suite - Professional

Select a version. To access older versions, click on the " Previous " tab

Current Previous

Version	Description	Date Available	
10.7.2	CodeWarrior for StarCore 3850 Eclipse	Jan 12, 2015	Download Log
10.8.2	CodeWarrior for StarCore 3900FP DSP Eclipse	Dec 6, 2014	Download Log
9.2	CodeWarrior DS for MobileGT Processors, Linux Application Edition (Windows Hosted) WIN	Jan 1, 2011	Download Log
9.2	CodeWarrior Development Studio MobileGT Processor Edition (Windows Hosted) WIN	Jan 1, 2011	Download Log
8.8	CodeWarrior DS for Power Architecture, Linux Application Edition (Windows Hosted) WIN	Jan 1, 2011	Download Log
8.8	CodeWarrior DS for Power Architecture, Linux Platform Edition (Linux Hosted) LINUX	Jan 1, 2011	Download Log
8.8	CodeWarrior DS for Power Architecture, Professional Edition (Windows Hosted) WIN	Jan 1, 2011	Download Log
8.7	CodeWarrior for MPC5XX Full License WIN	Jan 1, 2011	Download Log
8.3	CodeWarrior DS for Freescale 56800/E Hybrid Controllers Standard Edition WIN	Jan 1, 2011	Download Log
7.2	CodeWarrior Development Studio, ColdFire Professional Edition WIN	Jan 1, 2011	Download Log
6.3	CodeWarrior for Microcontrollers - Professional Edition	Jan 1, 2011	Download Log
5.1	CodeWarrior for HC12 Professional Edition WIN	Jan 1, 2011	Download Log
3.2	CodeWarrior for Starcore DSP, Windows WIN	Jan 1, 2011	Download Log
3	CodeWarrior Development Studio, 68K Architectures WIN	Jan 1, 2011	Download Log
2.91	CodeWarrior for MPC55xx/MPC56xx - Professional Edition	Jan 1, 2011	Download Log
10.6	CodeWarrior for MCU Professional Edition (Windows - Eclipse)	Jan 1, 2011	Download Log
10.4	CodeWarrior for Power Architecture - Professional Edition (Eclipse-Linux hosted)	Jan 1, 2011	Download Log
10.4	CodeWarrior for Power Architecture - Professional Edition (Eclipse-Windows Hosted)	Jan 1, 2011	Download Log
10.2	CodeWarrior for MCU Professional Edition (Linux - Eclipse)	Jan 1, 2011	Download Log
1	eTPU/eTPU2 Command-Line Compiler	Jan 1, 2011	Download Log

9. Click on “I agree”



10. Ensure successful installation of service packs/patches/updates

Click on “License Keys”

Software & Support

- Product List
- Product Search
- Order History
- Recent Product Releases
- Recent Updates

Licensing

- License Lists

FAQ

- Download Help
- Table of Contents
- FAQs

Product Download

CodeWarrior for MCU Professional Edition (Windows - Eclipse)

Files **License Keys** **Notes** [Download Help](#)

To ensure successful installation of service packs, updates, and patches the software must be installed in the correct order. Since service packs assume the CodeWarrior installation is up to date. General Updates, Compiler Updates and RTOS Plug-in Updates must be installed before device specific service packs. Processor Expert support for new devices can be added with Processor Expert Updates. A Processor Expert Update assumes the device specific service pack has already been installed. Therefore, the installation order should be the following (if an item exists in any category).

- MCU 10.x Update (General Update)
- MCU 10.x Compiler Update
- MCU 10.x Processor Expert Update
- MCU 10.x RTOS Plug-in Update
- Device-specific service pack
- [Device-specific Processor Expert Update](#)

For installation information for specific service packs, updates or patches, please read the info text for archive.

Show All Files

8 Files

+	File Description	File Size	File Name
+	General Update	693.6 MB	CW MCU v10.6 General Update v1.0.0.zip
+	General Update	790.9 MB	CW MCU v10.6 General Update 2.0.0.zip
+	Installer	432.6 MB	CodeWarrior for Microcontrollers (Windows Hosted, Eclipse based) v10.6.exe
+	Service Pack	4.4 MB	CW MCU v10.6 Wireless Charging MWCT1xxx Service Pack v1.0.1.zip
+	Service Pack	7.5 MB	CW MCU v10.6 S12ZVC Service Pack v1.0.1.zip
+	Service Pack	394.9 KB	CW MCU v10.6 MC1323x Service Pack v1.0.0.zip
+	Service Pack	5.1 MB	CW MCU v10.6 S12ZVHL Service Pack v1.0.2.zip
+	Service Pack	97.6 MB	CW MCU v10.6 K11Dxxx K21Dxxx K21Fxxx Service Pack.zip

Click on “Generate” button at the bottom left of this web page

License Information

CodeWarrior for MCU Professional Edition (Windows - Eclipse)

[Generate](#)
[View](#)

Item Description	CodeWarrior Development Suite - Professional Edition, Perpetual Model, Node-locked License
Order Number	CWP-PRO- 
Purchase Order Number	
Total Number of Licenses:	1
<input checked="" type="checkbox"/>	
License Applicable to Product(s):	
<u>Version</u>	<u>Description</u>
10.6	CodeWarrior for MCU Professional Edition (Windows - Eclipse) (View EULA)
	1 Available

12. Fill this form. Click on “Generate” button

This is a sample for generating **node lock license**:

The screenshot shows a web browser window with the URL <https://freescale.flexnetoperations.com/control/frse/gene>. The page title is "Generate Licenses".

Software & Support

- Product List
- Product Search
- Order History
- Recent Product Releases
- Recent Updates

Licensing

- License Lists

FAQ

- Download Help
- Table of Contents
- FAQs

Generate Licenses

You can get the host details of your system running CMD with the commands "vol" for Disk Serial num (8 digits) or "ipconfig /all" for Ethernet MAC.

License Applicable to Product(s):	Number of Licenses Available	Number of Licenses to Generate				
<table border="1"><thead><tr><th>Version</th><th>Description</th></tr></thead><tbody><tr><td>10.6</td><td>CodeWarrior for MCU Professional Edition (Windows - Eclipse)</td></tr></tbody></table>	Version	Description	10.6	CodeWarrior for MCU Professional Edition (Windows - Eclipse)	1	1*
Version	Description					
10.6	CodeWarrior for MCU Professional Edition (Windows - Eclipse)					

* May Not Be Divided

Select an existing License Host from the list or enter a new one

Existing License Hosts

Server Host ID *

Server Name / IP Address *

Port

Host Description

For high-availability environments, license files can run in a redundant 3 - license server cluster. If you want to use this option, enter both redundant servers below as well as the primary server above, including port numbers. Redundant license servers are not required. (Optional)

Red. Server Host ID

Server Name / IP Address

Port

Host Description

Red. Server Host ID

Server Name / IP Address

Port

Host Description

Continue:

This is a sample for generating **floating license**:

Software & Support

Product List
Product Search
Order History
Recent Product Releases
Recent Updates

Licensing

License Lists
Offline Activation

FAQ

Download Help
Table of Contents
FAQs

Generate Licenses

Instructions for finding your host ID details are available [here](#).

Please do not use spaces in the **Name** field (for node-locked licenses) or **Host Description** field (for floating licenses). These fields are available to add brief text notes to your license.

	Number of Licenses Available	Number of Licenses to Generate
License Applicable to Product(s):		
<u>Version</u> <u>Description</u>	1	1*
10.6 CodeWarrior for MCU Professional Edition (Windows - Eclipse)		
* May Not Be Divided		
Select an existing License Host from the list or enter a new one		
Existing License Hosts	--Select an existing License Host--	
Server Host ID *	Ethernet Address <input type="checkbox"/> ECF4BB623A35	
Server Name / IP Address *	10.192.20.77	
Port	1700	
Host Description		
For high-availability environments, license files can run in a redundant 3 - license server cluster. If you want to use this option, enter both redundant servers below as well as the primary server above, including port numbers. Redundant license servers are not required. (Optional)		
Red. Server Host ID	<input type="checkbox"/>	
Server Name / IP Address		
Port		
Host Description		
Red. Server Host ID	<input type="checkbox"/>	
Server Name / IP Address		
Port		
Host Description		

Generate

13. Click on “Save all” to save license.dat to local disk

The screenshot shows a web browser window with the URL <https://freescale.flexneto...>. The page title is "View Licenses". On the left sidebar, there are sections for "Software & Support" (with links like Product List, Product Search, Order History, Recent Product Releases, Recent Updates), "Licensing" (with link License Lists), and "FAQ" (with links Download Help, Table of Contents, FAQs). The main content area has the heading "View Licenses" and the text "Below are the licenses you just generated." Below this text are three buttons: "License Overview", "Print Friendly", and "Save All". The "Save All" button is highlighted with a red rectangle. Below the buttons, there is a section titled "License Applicable to Product(s):" with a table showing license details. The table has two columns: "Version" and "Description". The first row shows "10.6" in the Version column and "CodeWarrior for MCU Professional Edition (Windows - Eclipse)" in the Description column. Below the table, there is a line "License Quantity: 1" and "Expiration Date: Jan 13, 2016". Further down, there is a section titled "Disk Serial Number: 5839-AED0" and "Generated By: Jun Zhang on Jan 13, 2015". Below this, there is a block of text representing the license key information, including "#CodeWarrior Development Suite - Professional Edition, Annual Subscription, #Floating License - CodeWarrior for MCU Professional Edition (Windows - Eclipse) for Jun Zhang Software Account", "SERVER this_host DISK_SERIAL_NUM=5839AED0", "VENDOR metrowks", "USE_SERVER", and "INCREMENT ProfessionalEditionMCU metrowks 10.50000 13-jan-2016 1 \ 5EC907849B08 VENDOR_STRING='CodeWarrior for MCU Professional \ Edition (Windows - Eclipse)' ISSUER='Freescale Semiconductor' \ ISSUED=13-jan-2015 ck=84 SN='FSL - 1233166' TS_OK". At the bottom of the page, there are three buttons: "License Overview", "Print Friendly", and "Save All". The "Save All" button is highlighted with a red rectangle.

Software & Support

- Product List
- Product Search
- Order History
- Recent Product Releases
- Recent Updates

Licensing

- License Lists

FAQ

- Download Help
- Table of Contents
- FAQs

View Licenses

Below are the licenses you just generated.

[License Overview](#) [Print Friendly](#) [Save All](#)

License Applicable to Product(s):

Version	Description
10.6	CodeWarrior for MCU Professional Edition (Windows - Eclipse)

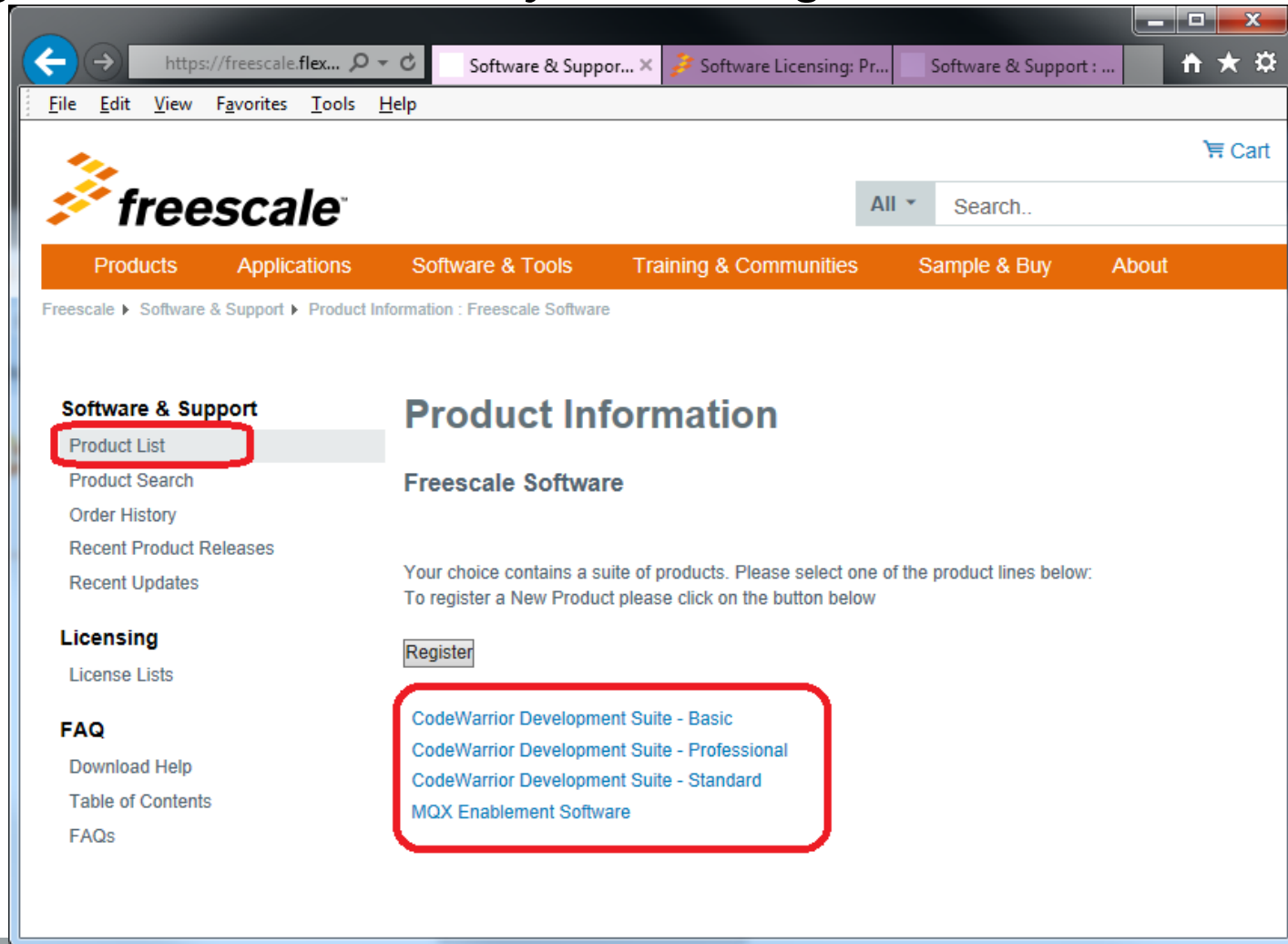
License Quantity: 1 Expiration Date: Jan 13, 2016

Disk Serial Number: 5839-AED0
Generated By: Jun Zhang on Jan 13, 2015

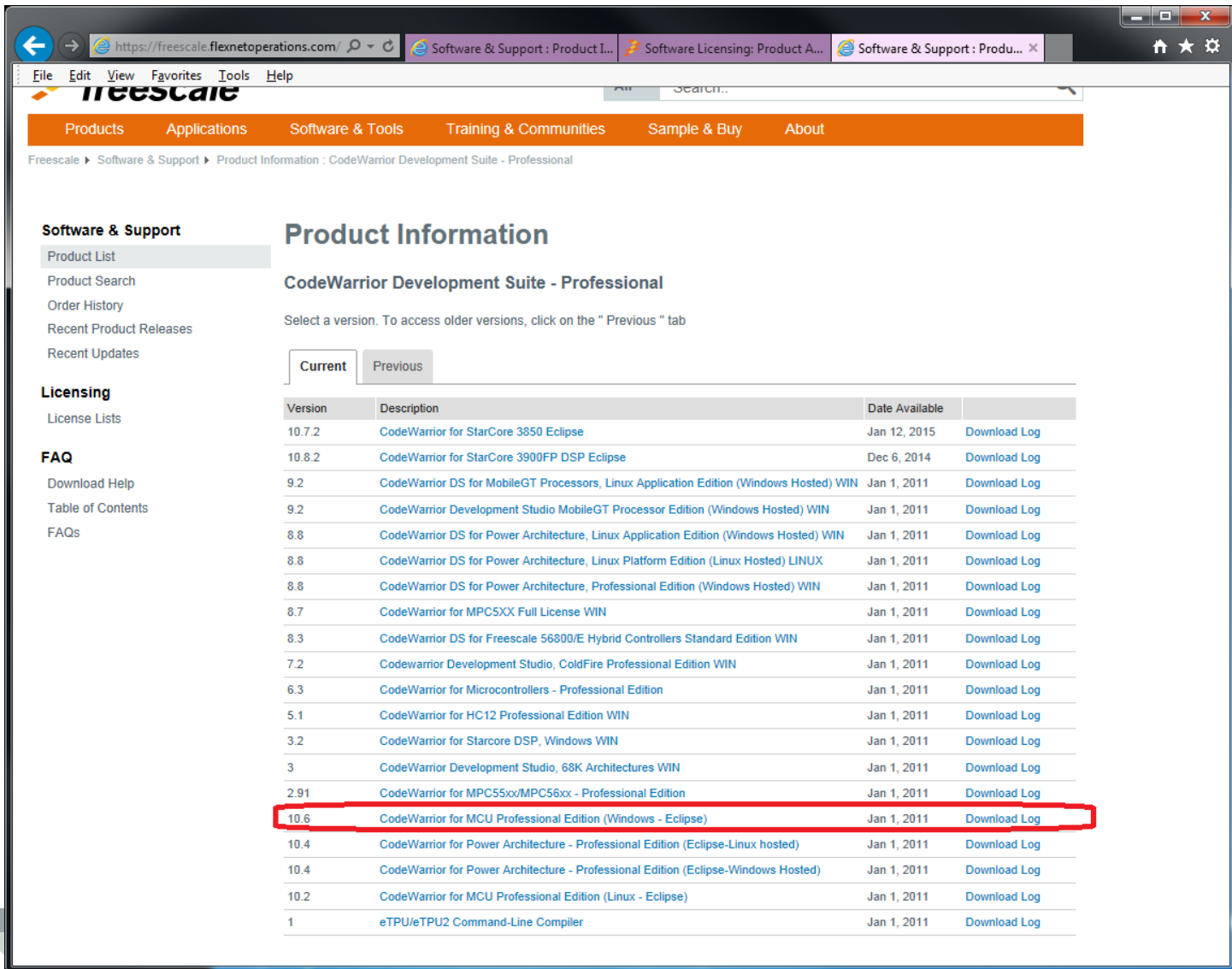
```
#CodeWarrior Development Suite - Professional Edition, Annual Subscription,
#Floating License - CodeWarrior for MCU Professional Edition (Windows -
#Eclipse) for Jun Zhang Software Account
SERVER this_host DISK_SERIAL_NUM=5839AED0
VENDOR metrowks
USE_SERVER
INCREMENT ProfessionalEditionMCU metrowks 10.50000 13-jan-2016 1 \
5EC907849B08 VENDOR_STRING="CodeWarrior for MCU Professional \
Edition (Windows - Eclipse)" ISSUER="Freescale Semiconductor" \
ISSUED=13-jan-2015 ck=84 SN="FSL - 1233166" TS_OK
```

[License Overview](#) [Print Friendly](#) [Save All](#)

14. Next time download license again: go to Product List page, click on the right CodeWarrior suite you have registered



15. Choose the product you want to install



The screenshot shows the Freescale Software & Support website. The main navigation bar includes links for Products, Applications, Software & Tools, Training & Communities, Sample & Buy, and About. The breadcrumb trail indicates the current location: Freescale > Software & Support > Product Information: CodeWarrior Development Suite - Professional.

Software & Support

- Product List
- Product Search
- Order History
- Recent Product Releases
- Recent Updates

Licensing

- License Lists

FAQ

- Download Help
- Table of Contents
- FAQs

Product Information

CodeWarrior Development Suite - Professional

Select a version. To access older versions, click on the " Previous " tab

Current Previous

Version	Description	Date Available	
10.7.2	CodeWarrior for StarCore 3850 Eclipse	Jan 12, 2015	Download Log
10.8.2	CodeWarrior for StarCore 3900FP DSP Eclipse	Dec 6, 2014	Download Log
9.2	CodeWarrior DS for MobileGT Processors, Linux Application Edition (Windows Hosted) WIN	Jan 1, 2011	Download Log
9.2	CodeWarrior Development Studio MobileGT Processor Edition (Windows Hosted) WIN	Jan 1, 2011	Download Log
8.8	CodeWarrior DS for Power Architecture, Linux Application Edition (Windows Hosted) WIN	Jan 1, 2011	Download Log
8.8	CodeWarrior DS for Power Architecture, Linux Platform Edition (Linux Hosted) LINUX	Jan 1, 2011	Download Log
8.8	CodeWarrior DS for Power Architecture, Professional Edition (Windows Hosted) WIN	Jan 1, 2011	Download Log
8.7	CodeWarrior for MPC5XX Full License WIN	Jan 1, 2011	Download Log
8.3	CodeWarrior DS for Freescale 56800/E Hybrid Controllers Standard Edition WIN	Jan 1, 2011	Download Log
7.2	CodeWarrior Development Studio, ColdFire Professional Edition WIN	Jan 1, 2011	Download Log
6.3	CodeWarrior for Microcontrollers - Professional Edition	Jan 1, 2011	Download Log
5.1	CodeWarrior for HC12 Professional Edition WIN	Jan 1, 2011	Download Log
3.2	CodeWarrior for Starcore DSP, Windows WIN	Jan 1, 2011	Download Log
3	CodeWarrior Development Studio, 68K Architectures WIN	Jan 1, 2011	Download Log
2.91	CodeWarrior for MPC55xx/MPC56xx - Professional Edition	Jan 1, 2011	Download Log
10.6	CodeWarrior for MCU Professional Edition (Windows - Eclipse)	Jan 1, 2011	Download Log
10.4	CodeWarrior for Power Architecture - Professional Edition (Eclipse-Linux hosted)	Jan 1, 2011	Download Log
10.4	CodeWarrior for Power Architecture - Professional Edition (Eclipse-Windows Hosted)	Jan 1, 2011	Download Log
10.2	CodeWarrior for MCU Professional Edition (Linux - Eclipse)	Jan 1, 2011	Download Log
1	eTPU/eTPU2 Command-Line Compiler	Jan 1, 2011	Download Log

16. Ensure successful installation of service packs/patches/updates

Click on “License Keys”

Software & Support

- Product List
- Product Search
- Order History
- Recent Product Releases
- Recent Updates

Licensing

- License Lists

FAQ

- Download Help
- Table of Contents
- FAQs

Product Download

CodeWarrior for MCU Professional Edition (Windows - Eclipse)

Files **License Keys** **Notes** [Download Help](#)

To ensure successful installation of service packs, updates, and patches the software must be installed in the correct order. Since service packs assume the CodeWarrior installation is up to date. General Updates, Compiler Updates and RTOS Plug-in Updates must be installed before device specific service packs. Processor Expert support for new devices can be added with Processor Expert Updates. A Processor Expert Update assumes the device specific service pack has already been installed. Therefore, the installation order should be the following (if an item exists in any category).

- MCU 10.x Update (General Update)
- MCU 10.x Compiler Update
- MCU 10.x Processor Expert Update
- MCU 10.x RTOS Plug-in Update
- Device-specific service pack
- [Device-specific Processor Expert Update](#)

For installation information for specific service packs, updates or patches, please read the info text for archive.

Show All Files

8 Files

+	File Description	File Size	File Name
+	General Update	693.6 MB	CW MCU v10.6 General Update v1.0.0.zip
+	General Update	790.9 MB	CW MCU v10.6 General Update 2.0.0.zip
+	Installer	432.6 MB	CodeWarrior for Microcontrollers (Windows Hosted, Eclipse based) v10.6.exe
+	Service Pack	4.4 MB	CW MCU v10.6 Wireless Charging MWCT1xxx Service Pack v1.0.1.zip
+	Service Pack	7.5 MB	CW MCU v10.6 S12ZVC Service Pack v1.0.1.zip
+	Service Pack	394.9 KB	CW MCU v10.6 MC1323x Service Pack v1.0.0.zip
+	Service Pack	5.1 MB	CW MCU v10.6 S12ZVHL Service Pack v1.0.2.zip
+	Service Pack	97.6 MB	CW MCU v10.6 K11Dxxx K21Dxxx K21Fxxx Service Pack.zip

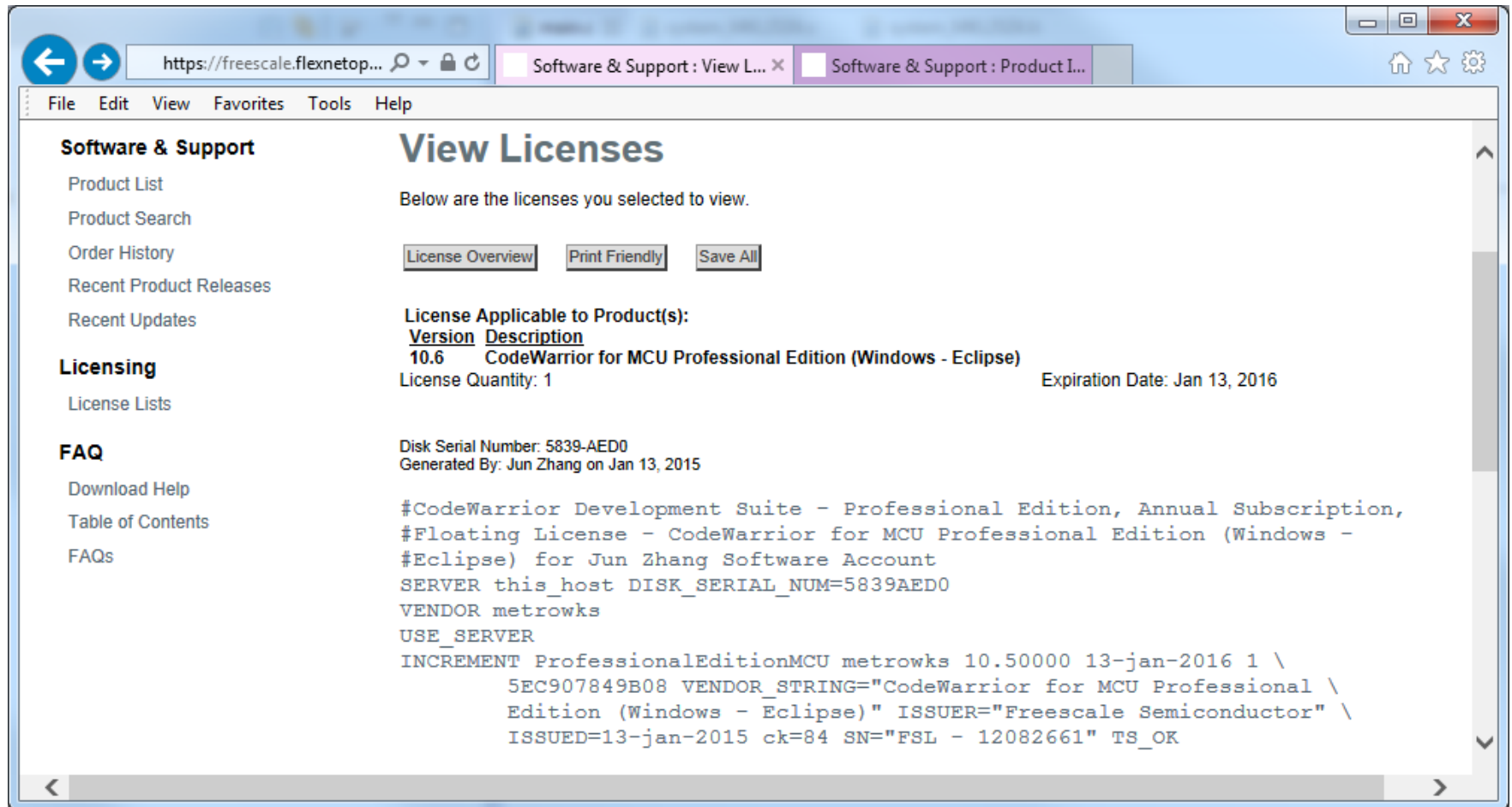
17. Click on “View” button at the bottom right of this web page

Item Description	CodeWarrior Development Suite - Professional Edition, Annual Subscription, Floating License
Order Number	DLA-PRO- L_0 . 2 . 1 . 17
Purchase Order Number	411320
Total Number of Licenses:	1
License Applicable to Product(s):	
<u>Version</u>	<u>Description</u>
10.6	CodeWarrior for MCU Professional Edition (Windows - Eclipse) (View EULA)
0 Available	
License Quantity: 1 Expiration Date: Jan 13, 2016	
Disk Serial Number: 5839-AED0	
Generated By: Jun Zhang on Jan 13, 2015	
Return <input checked="" type="checkbox"/>	
About Return About Upgrade	

[Generate](#)

[View](#)

18. Click on “Save all” to save license.dat to local disk



The screenshot shows a web browser window with the URL <https://freescale.flexnetop...>. The page title is "View Licenses". The left sidebar contains a "Software & Support" section with links to Product List, Product Search, Order History, Recent Product Releases, and Recent Updates. Below this is a "Licensing" section with a link to License Lists, and an "FAQ" section with links to Download Help, Table of Contents, and FAQs. The main content area has the heading "View Licenses" and the text "Below are the licenses you selected to view." There are three buttons: "License Overview", "Print Friendly", and "Save All". Below the buttons, it says "License Applicable to Product(s):" followed by a table with two columns: "Version" and "Description". The table has one row: "10.6 CodeWarrior for MCU Professional Edition (Windows - Eclipse)". To the right of the table, it says "License Quantity: 1" and "Expiration Date: Jan 13, 2016". Below the table, it says "Disk Serial Number: 5839-AED0" and "Generated By: Jun Zhang on Jan 13, 2015". At the bottom, there is a large block of text representing the license details in a code-like format.

Software & Support

- Product List
- Product Search
- Order History
- Recent Product Releases
- Recent Updates

Licensing

- License Lists

FAQ

- Download Help
- Table of Contents
- FAQs

View Licenses

Below are the licenses you selected to view.

[License Overview](#) [Print Friendly](#) [Save All](#)

License Applicable to Product(s):

Version	Description
10.6	CodeWarrior for MCU Professional Edition (Windows - Eclipse)

License Quantity: 1 Expiration Date: Jan 13, 2016

Disk Serial Number: 5839-AED0
Generated By: Jun Zhang on Jan 13, 2015

```
#CodeWarrior Development Suite - Professional Edition, Annual Subscription,
#Floating License - CodeWarrior for MCU Professional Edition (Windows -
#Eclipse) for Jun Zhang Software Account
SERVER this_host DISK_SERIAL_NUM=5839AED0
VENDOR metrowks
USE_SERVER
INCREMENT ProfessionalEditionMCU metrowks 10.50000 13-jan-2016 1 \
5EC907849B08 VENDOR_STRING="CodeWarrior for MCU Professional \
Edition (Windows - Eclipse)" ISSUER="Freescale Semiconductor" \
ISSUED=13-jan-2015 ck=84 SN="FSL - 12082661" TS_OK
```